

# Who is a COVID-19 Close Contact in a School?

## COVID-19 School Exposure Involving Only Students

### Close contact



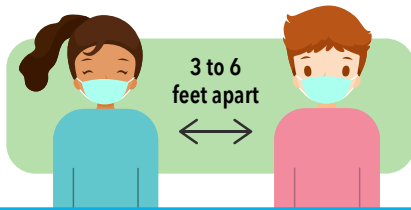
A student **less than 3 feet** of a COVID-19 positive student for a cumulative total of 15 minutes or more over a 24-hour period, **regardless of mask usage**, is a close contact.

### Close contact



A student **3 to 6 feet** from a COVID-19 positive student for a cumulative total of 15 minutes or more over a 24-hour period is a close contact if one or both of the students were **not** consistently and correctly wearing a well-fitting mask.

### Not a close contact



A student **3 to 6 feet** from a COVID-19 positive student for a cumulative total of 15 minutes or more over a 24-hour period is not a close contact if both students **were** consistently and correctly wearing well-fitting masks.

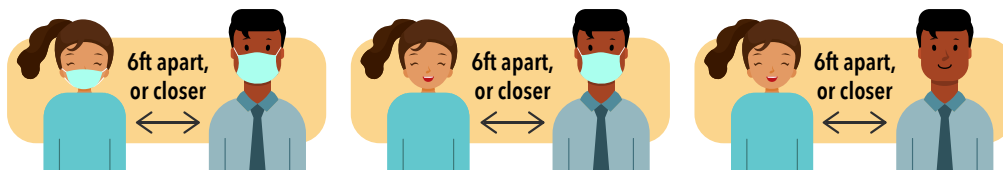
### Not a close contact



A student **more than 6 feet** from a COVID-19 positive student for a cumulative total of 15 minutes or more over a 24-hour period, **regardless of mask usage**, is not a close contact.

## COVID-19 School Exposure Involving Adults

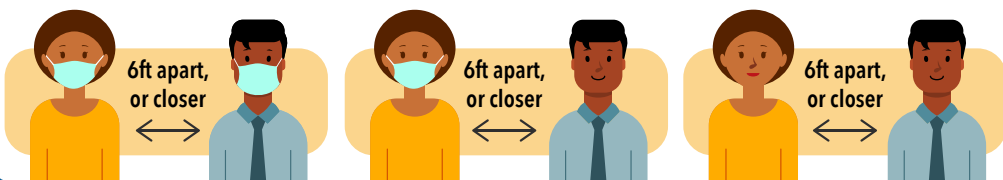
### Close contact



**Note:** In this situation, the student may be the infected person and the adult the exposed person, or vice versa.

A person **6 feet apart or closer** from a COVID-19 positive person for a cumulative total of 15 minutes or more over a 24-hour period, **regardless of mask usage**, is a close contact.

### Close contact



An adult **6 feet apart or closer** from a COVID-19 positive adult for a cumulative total of 15 minutes or more over a 24-hour period, **regardless of mask usage**, is a close contact.